

KODAK Film Camera

M35



User Manual

ENG



M35

M35

M35


M35

M35

M35

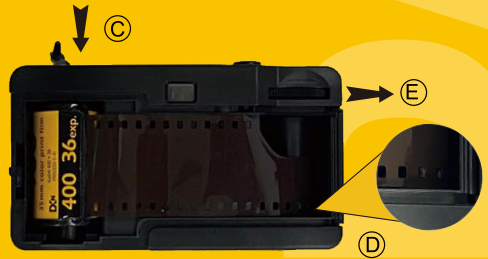
Kodak
400
35mm color print film
36 200

Kodak
200
35mm film
for color prints
36 200
A COLOR




Press the latch (A) in the direction of the arrow and open the camera back door (B). Lift up the film rewind crank (C) and place a new roll of film into the film chamber (D).

Push the rewind crank (C) back into place. Pull out the film from the film canister and hook the 2nd hole onto the film take-up spool (D). Slightly advance the film by turning the film advance wheel (E).




Ensure that the film lays flat against the center of the camera and close the camera's back door.





Continue to advance the film by turning the film advance wheel (E) until it stops. Press the shutter button. Repeat this procedure one more time. The Film Counter (F) will now show number "1", and the camera is ready for taking pictures.

For best results, stand at least 1 meter (3 feet) from the subject and take photos in sunny or partly sunny weather. When taking pictures, keep the sun at your back.



For low light or indoor settings, use the flash. Switch the flash button to the "⚡" position. Wait for the Flash Ready LED to glow. Once the Flash Ready Light glows, the flash is ready for taking pictures

Open the battery door in the direction of the arrow. Insert one "AAA" alkaline battery into the battery chamber. Make sure the battery is inserted according to the correct polarity. The correct polarity (the "+" and "-" ends of the battery) is indicated inside the battery compartment.



After all the pictures are taken, press the rewind button (C) located at the bottom of the camera. Turn the film rewind crank clockwise until all film is re-wound back into the film canister.



Open the camera back door (B). Lift up the film rewind crank, and remove the film for processing.





Product specification:

Film Format: 135 Film (24x36mm)

ISO 200 / 400

Optics Lens: 31mm, F=10, 1 element

Focusing: Focus Free, 1m ~ ∞

Shutter Speed: 1 /120s

Film Transport: Manual wind and rewind

View Finder: Field = 70%

Power Source: 1AAA- Alkaline Battery

Dimensions: 114(W) x 63 (H) x 35 (D) mm

Weight: 100 gram

Main Plastic Material: ABS

Film and battery not included